

Hexagon 15W LED

Coughtrie

Infrastructure

Social Housing

As one of the most memorable shapes in our Trio range, the Hexagon is often used to provide secure lighting in applications ranging from schools to social housing.

Applications

- Underpasses
- Stairwells
- Car Parks
- Railway stations
- Schools
- Corridors
- Industrial
- General Social Housing installations



Features

- Die-cast aluminium base
- Clear or opal UV stabilised fire retardant polycarbonate diffuser
- Diffuser secured to casting by stainless steel slotted screws with secret screw option
- SA770 low smoke low toxicity silicone elastomer
- IP65
- IK10++

Options

- Black, Grey or White
- Integrated 3hr emergency & optional self-test
- Digital Dimmable Ballast
- Microwave
- Dusk to Dawn
- Security screws included for added vandal resistance *

*Supplied in a separate bag. Security screwdriver WS7115 required.

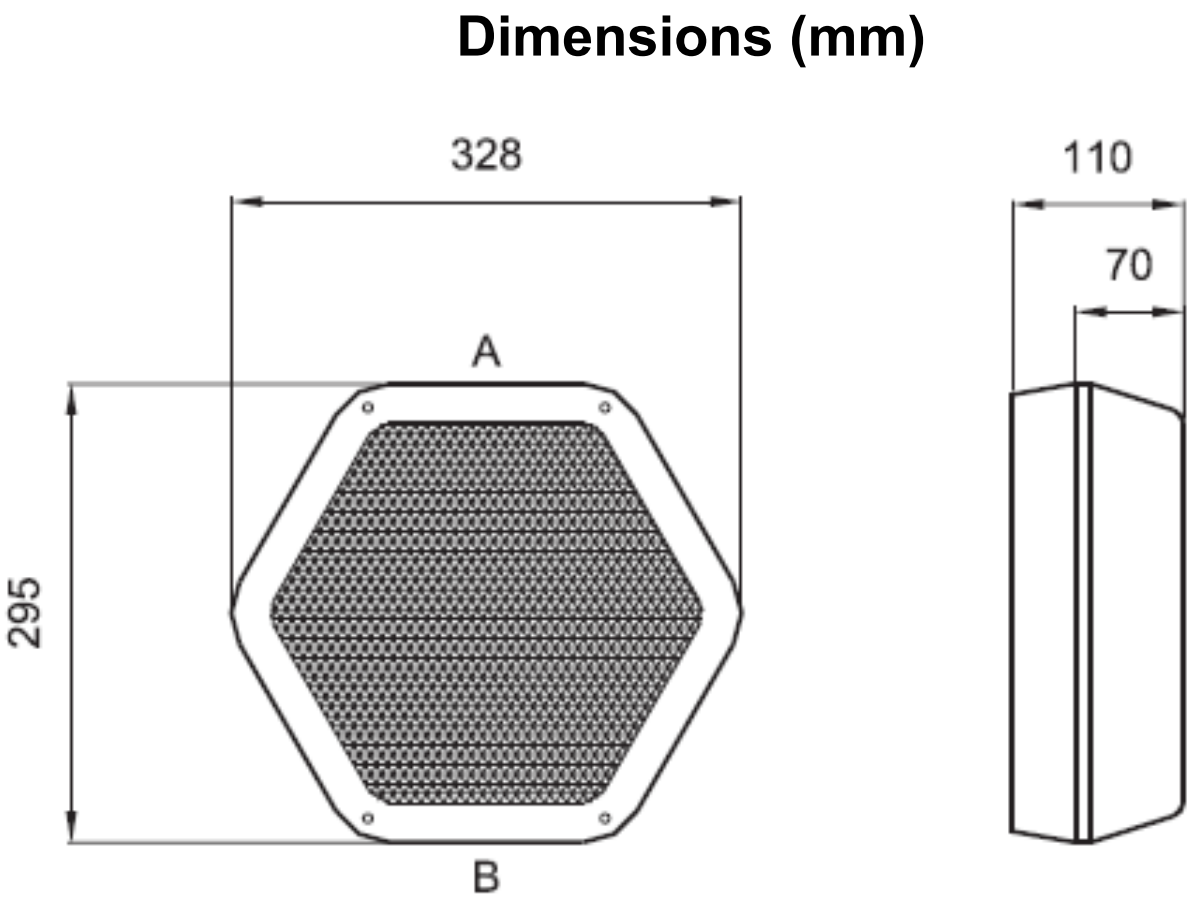
CE BS.EN60598-2-1 IP65

Hexagon 15W LED

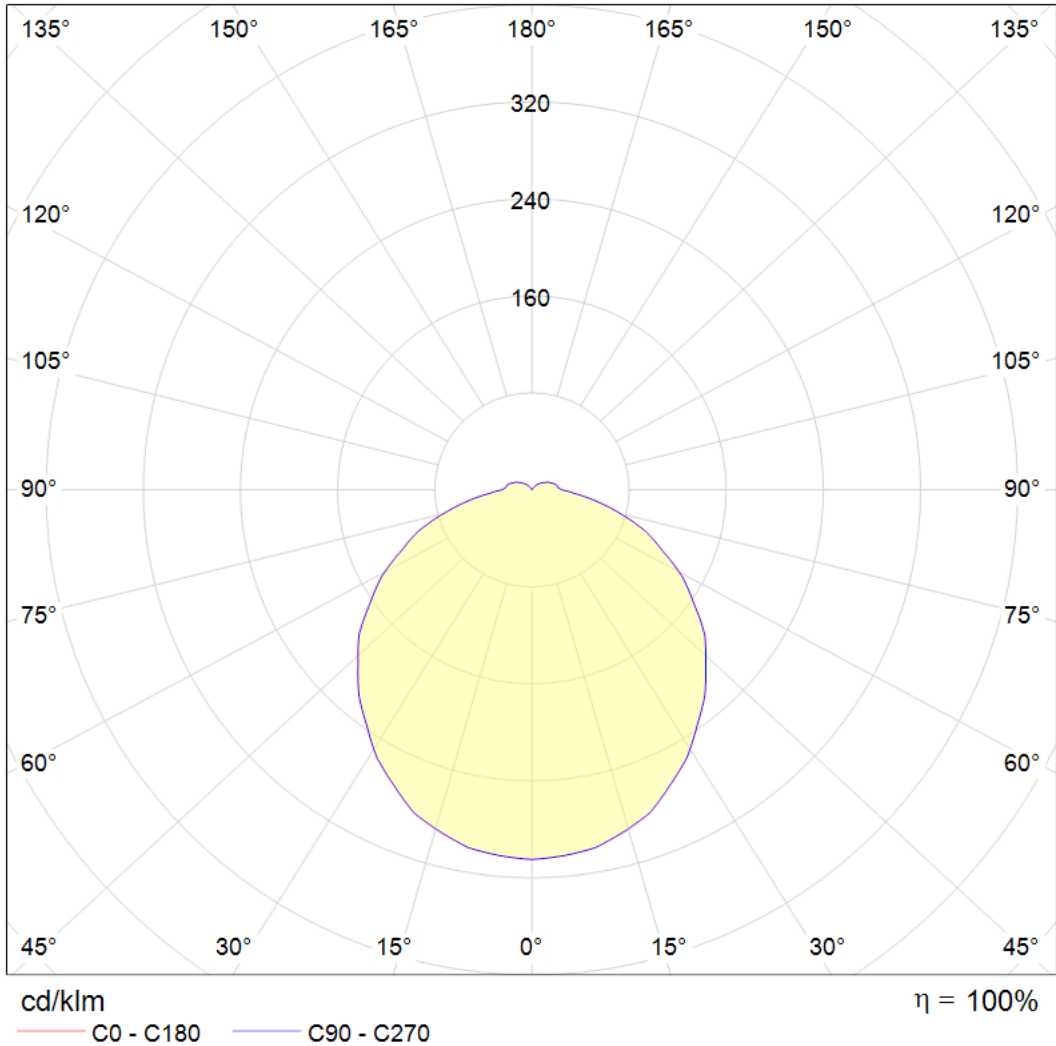
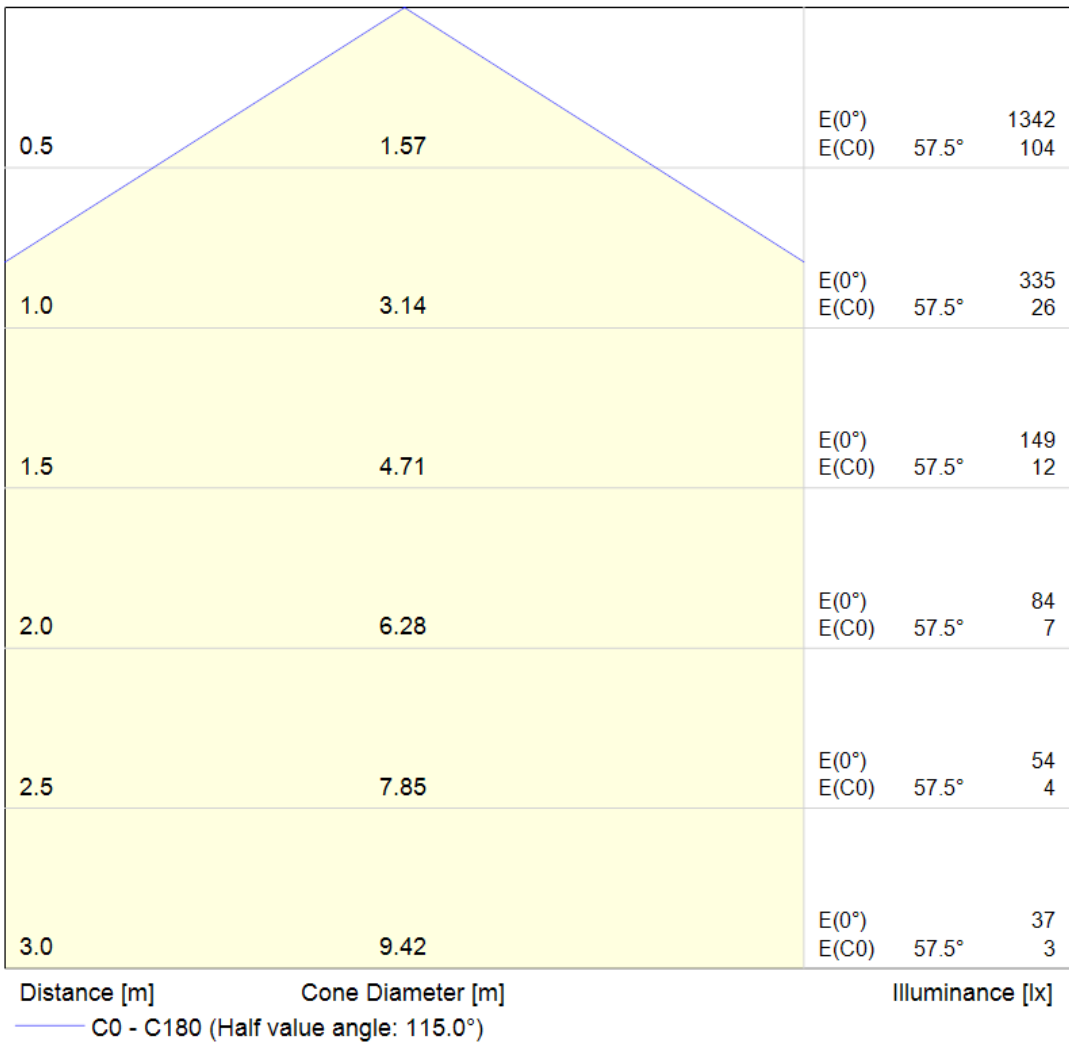
Coughtrie

Technical Specifications

LUMINAIRE CHARACTERISTICS	
LEDs	Tridonic CLE G4
DRIVER	Constant current
WORKING TEMP	-25°C to 50°C
EMERGENCY WORKING TEMP	-5°C to 50°C
SYSTEM LUMENS	1100lm
EFFICACY	82.7lm/W
CRI	>80
CCT	4000K
LIFETIME	50,000hrs
IP RATING	IP65
IK RATING	IK10++
ELECTRICAL CHARACTERISTICS	
POWER	13.3W
VOLTAGE	25.3 – 28.7V
CURRENT	500mA



Photometric Data



Sample Order Code

HX.300-15LED +	EMG	+	DD	/	B	/	OP
Luminaire	Emergency		Sensor		Finish		Diffuser
HX.300	Emergency = EMG		Dusk to Dawn = DD Corridor Function = CF CF+Daylight Monitoring = CFDM Microwave = MWD		Black = B Grey = G White = W		Opal = OP Clear = CL

HX.300-15LED+EMG+DD/B/OP = 15WLED, Emergency, Dusk to Dawn, Black, Opal Diffuser