

CPS Large 13W LED

Coughtrie

Custodial

Infrastructure

Social Housing

The big brother of the CPS small, this large anti-vandal circular surface mounted bulkhead is ideal for areas prone to vandalism. Available with emergency and microwave detector options.

Applications

- Underpasses
- Stairwells
- Car Parks
- Stations
- Prison circulation areas
- Police stations
- Detention centres
- Schools
- Corridors
- Indoor sports applications



Features

- Die-cast aluminium base
- Clear or opal prismatic UV stabilised fire retardant polycarbonate diffuser
- SA770 low smoke low toxicity silicone elastomer
- IP65
- IK10++

Options

- Black, Grey or White
- Integrated 3hr emergency & optional self-test
- Digital Dimmable Ballast
- Microwave
- Dusk to Dawn
- Security screws included for added vandal resistance *

*Supplied in a separate bag. Security screwdriver WS7115 required.

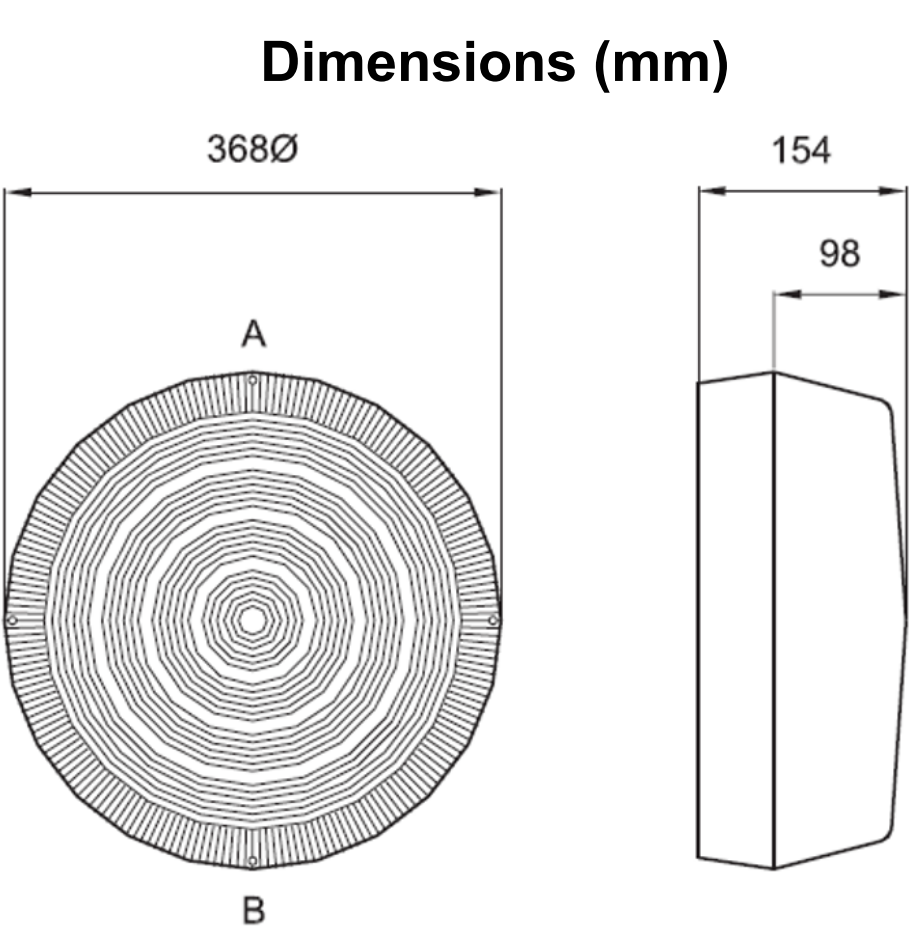
CE BS.EN60598-2-1 IP65

CPS Large 13W LED

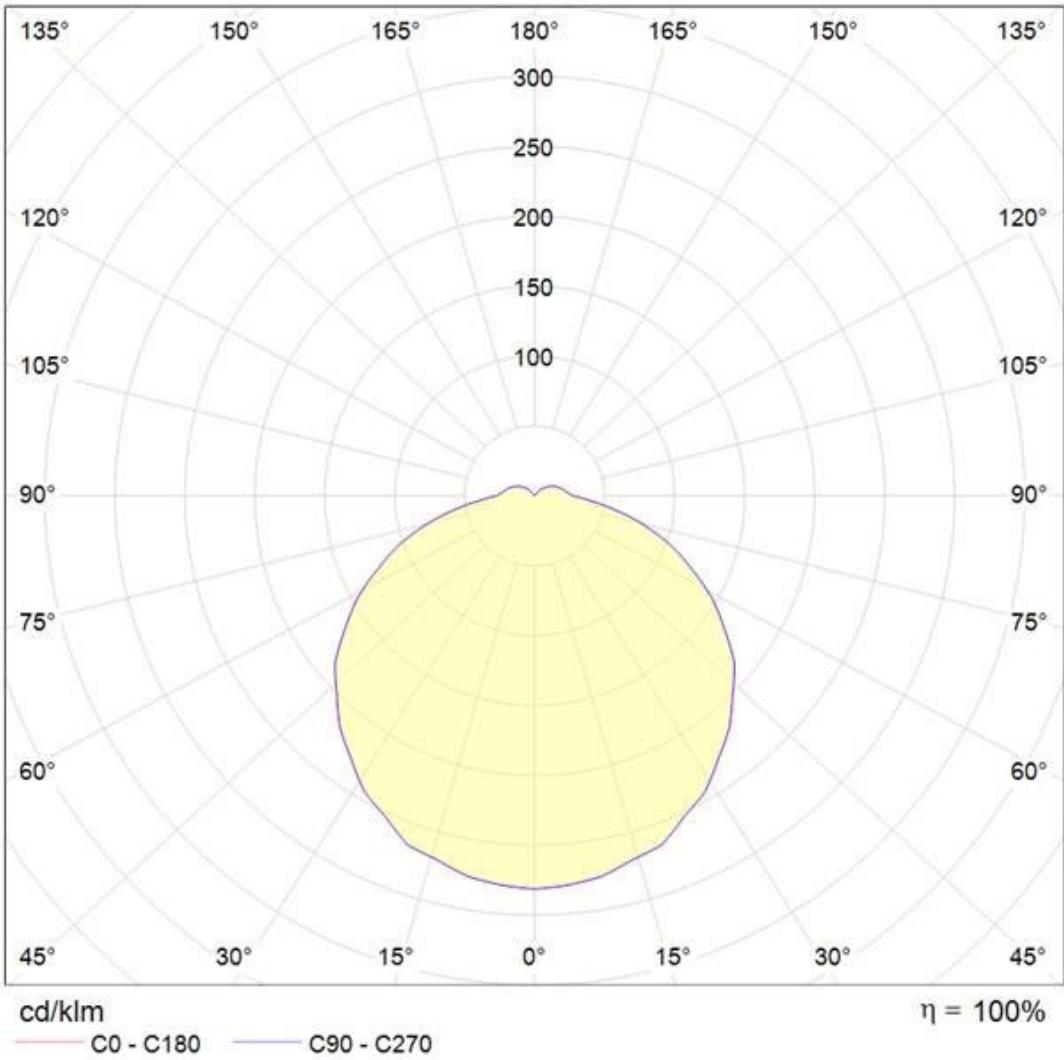
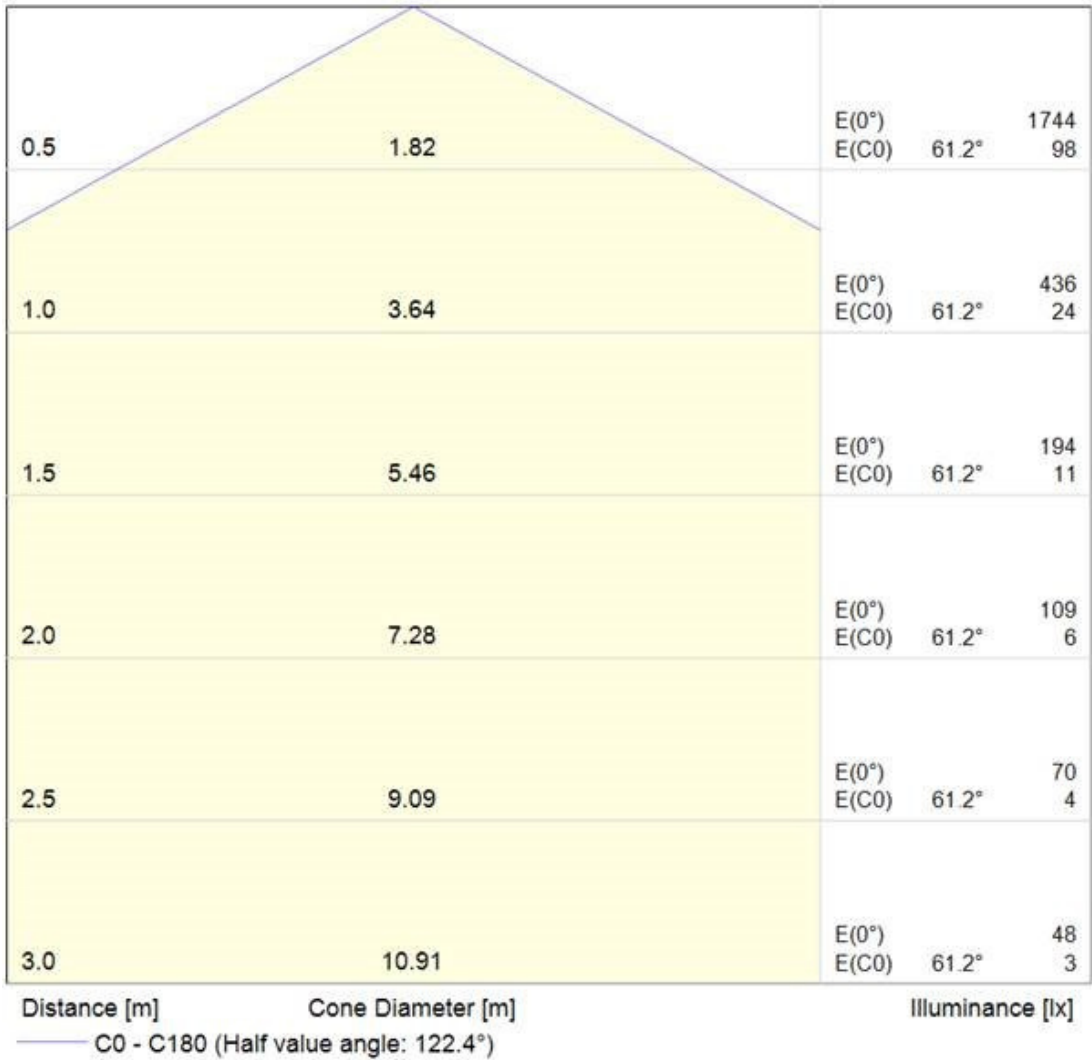
Coughtrie

Technical Specifications

LUMINAIRE CHARACTERISTICS	
LEDs	Tridonic CLE G4
DRIVER	Constant current
WORKING TEMP	-25°C to 50°C
EMERGENCY WORKING TEMP	-5°C to 50°C
SYSTEM LUMENS	1550lm
EFFICACY	123lm/W
CRI	>80
CCT	4000K
LIFETIME	50,000hrs
IP RATING	IP65
IK RATING	IK10++
ELECTRICAL CHARACTERISTICS	
POWER	12.6W
VOLTAGE	34.1 – 39V
CURRENT	350mA



Photometric Data



Sample Order Code

CPS-13LED	+	EMG	+	DD	/	W	/	CL (LARGE)
Luminaire		Emergency		Sensor		Finish		Diffuser
CPS		Emergency = EMG		Dusk to Dawn = DD Corridor Function = CF CF+Daylight Monitoring = CFDM Microwave = MWD		Black = B Grey = G White = W		Opal = OP Clear = CL

CPS-13LED+EMG+DD/W/CL (LARGE) = 13WLED, Emergency, Dusk to Dawn, White, Clear Diffuser